



USER MANUAL – EN

IN 24986 LED face panel inSPORTline Coladome 600



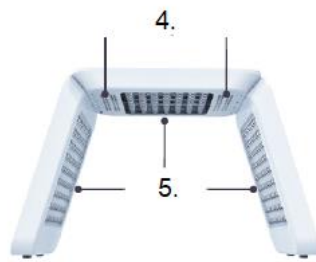
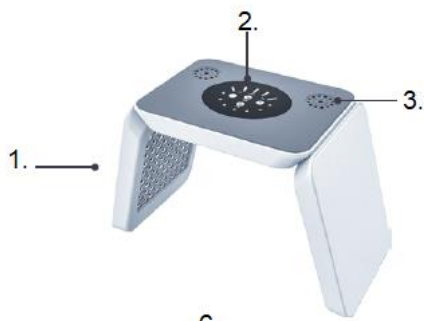
CONTENTS

- SAFETY INSTRUCTIONS..... 3
- ASSEMBLY 4
- BEFORE FIRST USE 4
- USE 4
 - Lights..... 4
 - Time 5
 - Temperature..... 5
 - Light color..... 5
- LIGHT THERAPY 5
- MAINTENANCE 6
- PRODUCT SPECIFICATIONS..... 6
- ENVIRONMENT PROTECTION 6
- TERMS AND CONDITIONS OF WARRANTY, WARRANTY CLAIMS..... 6

SAFETY INSTRUCTIONS

- Read the manual before use and keep it for future reference.
- Keep the manual for other users to view.
- Inform other users about basic safety instructions and use.
- The device may only be used by an experienced and adult person with required knowledge.
- Prior to use, make sure that the LED lights and the device are not damaged.
- Do not use or store the device in places with high humidity (bathrooms, saunas, swimming pools, etc.).
- Use only in a well-ventilated room.
- The device must be placed on a flat, firm, and stable surface.
- Protect the device from impacts or falls.
- Do not use other heat radiating devices during use.
- Keep out of reach of water.
- Do not plug into a damaged outlet.
- Do not use if the cord or plug are damaged.
- After use, switch off the device and unplug it. Unplug the device for maintenance and cleaning.
- If water enters the device, unplug it immediately from current.
- If the device makes abnormal noises or smells, stop operation immediately and unplug the device from current.
- Do not modify or repair the device yourself.
- Use the device only as described in the manual. Any other use is not permitted.
- Do not place the device near heat sources or open fire.
- Do not cover with a cloth or other objects during use.
- Only clean the device with a dry cloth.
- Do not use if you suffer from skin diseases, heart problems, high blood pressure, irritation, or sensitive skin.
- Always wear safety goggles!
- Recommended operating temperature: 0 - 26 ° C
- Recommended storage temperature 0 - 35 ° C
- Relative humidity: <80%
- Frequency of use: can be used 25-30 minutes a day for one month or after any cosmetic procedure. As part of acne treatment, we recommend using it 3 times a week, for at least 25 minutes

PRODUCT DESCRIPTION



1. Main frame

2. Control panel

3. Ventilation holes

4. Heating panels

5. LED lights

6. Adapter

7. Goggles

With regular use, the lights work as a disinfectant and removes unwanted bacteria from the skin.

ASSEMBLY




Connect the side panels to the top panel (control panel)

BEFORE FIRST USE

Before use, make sure that there is enough free space around the device and close enough to the socket. Avoid places with high humidity or direct sunlight.


Place the device on a flat, firm, and stable surface and connect it to the current.

USE


After plugging in the device, hold the power button .

Poté můžete nastavit jednotlivé funkce.


Lights

Press the MODE button  select LIGHT, the indicator starts flashing and you can use the + and - buttons to adjust the light intensity (25%, 50%, 75%, 100%)

Time

Press the MODE button  select the TIME, the indicator will start flashing and you can set the operating time using the + and - buttons (minimum operating time is 25 min, each additional fragment will increase the operating time by 5 min up to a maximum of 60 min.)

Temperature

Press the MODE button  select the TEMP, the indicator will start flashing and you can set the temperature using the + and - buttons (minimum temperature is 40 ° C, maximum temperature 75 ° C)

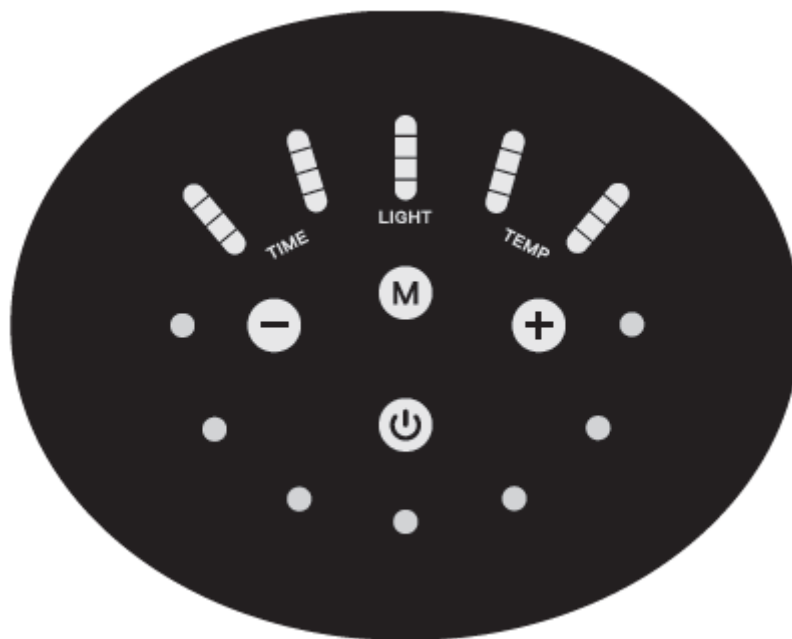
Light color

There are 8 types of lights to choose from: red, green, blue, yellow, purple, orange, light green and colour cycle.

To change the colour, press the power button.

After the set time limit has elapsed, the device switches off.

After use, switch off the device and unplug from current.



LIGHT THERAPY

Red

Increased blood flow and collagen production. Helps with tissue repair (replacement of old skin cells with new ones) and pore reduction.

Green

Helps balance the color of the pigment, speed up skin regeneration and reduce oiliness

Blue

Soothing, anti-inflammatory, destroys skin bacteria

Yellow/Orange

Energizes the skin, helps reduce wrinkles, balance the color of the pigment and smooth the skin

Purple

Helps prevent acne

MAINTENANCE

- Wipe the frame of the device with a dry and soft cloth.
- Store the device in a dry, shady place.
- Disassemble the device for storage.

WARNING: Before maintenance and storage, make sure that the device is unplugged from current.

In the event of a malfunction or damage, contact the service / complaints department.

PRODUCT SPECIFICATIONS

Made	China
Power supply	DC 12V, 4A, 50 Hz / 60Hz
LCE	Red, blue, green
Dimensions	495 x 215 x 295 mm
Weight	2.5 kg ± 10%

ENVIRONMENT PROTECTION

After the product lifespan expired or if the possible repairing is uneconomic, dispose it according to the local laws and environmentally friendly in the nearest scrapyard.

By proper disposal you will protect the environment and natural sources. Moreover, you can help protect human health. If you are not sure in correct disposing, ask local authorities to avoid law violation or sanctions.

Don't put the batteries among house waste but hand them in to the recycling place.

TERMS AND CONDITIONS OF WARRANTY, WARRANTY CLAIMS

General Conditions of Warranty and Definition of Terms

All Warranty Conditions stated here under determine Warranty Coverage and Warranty Claim Procedure. Conditions of Warranty and Warranty Claims are governed by Act No. 89/2012 Coll. Civil Code, and Act No. 634/1992 Coll., Consumer Protection, as amended, also in cases that are not specified by these Warranty rules.

The seller is SEVEN SPORT s.r.o. with its registered office in Strakonická street 1151/2c, Prague 150 00, Company Registration Number: 26847264, registered in the Trade Register at Regional Court in Prague, Section C, Insert No. 116888.

According to valid legal regulations it depends whether the Buyer is the End Customer or not.

“The Buyer who is the End Customer” or simply the “End Customer” is the legal entity that does not conclude and execute the Contract in order to run or promote his own trade or business activities.

“The Buyer who is not the End Customer” is a Businessman that buys Goods or uses services for the purpose of using the Goods or services for his own business activities. The Buyer conforms to the General Purchase Agreement and business conditions.

These Conditions of Warranty and Warranty Claims are an integral part of every Purchase Agreement made between the Seller and the Buyer. All Warranty Conditions are valid and binding, unless otherwise specified in the Purchase Agreement, in the Amendment to this Contract or in another written agreement.

Warranty Conditions

Warranty Period

The Seller provides the Buyer a 24 months Warranty for Goods Quality, unless otherwise specified in the Certificate of Warranty, Invoice, Bill of Delivery or other documents related to the Goods. The legal warranty period provided to the Consumer is not affected.

By the Warranty for Goods Quality, the Seller guarantees that the delivered Goods shall be, for a certain period of time, suitable for regular or contracted use, and that the Goods shall maintain its regular or contracted features.

Batteries

6-month battery warranty – we guarantee that battery's nominal capacity does not fall below 70% of its total capacity within 6 months of the product's sale.

The Warranty does not cover defects resulting from (if applicable):

- User's fault, i.e. product damage caused by unqualified repair work, improper assembly, insufficient insertion of seat post into frame, insufficient tightening of pedals and cranks
- Improper maintenance
- Mechanical damages
- Regular use (e.g. wearing out of rubber and plastic parts, moving mechanisms, joints, wear of brake pads/blocks, chain, tires, cassette/multi wheel etc.)
- Unavoidable event, natural disaster
- Adjustments made by unqualified person
- Improper maintenance, improper placement, damages caused by low or high temperature, water, inappropriate pressure, shocks, intentional changes in design or construction etc.

Warranty Claim Procedure

The Buyer is obliged to check the Goods delivered by the Seller immediately after taking the responsibility for the Goods and its damages, i.e. immediately after its delivery. The Buyer must check the Goods so that he discovers all the defects that can be discovered by such check.

When making a Warranty Claim the Buyer is obliged, on request of the Seller, to prove the purchase and validity of the claim by the Invoice or Bill of Delivery that includes the product's serial number, or eventually by the documents without the serial number. If the Buyer does not prove the validity of the Warranty Claim by these documents, the Seller has the right to reject the Warranty Claim.

If the Buyer gives notice of a defect that is not covered by the Warranty (e.g. in the case that the Warranty Conditions were not fulfilled or in the case of reporting the defect by mistake etc.), the Seller is eligible to require a compensation for all the costs arising from the repair. The cost shall be calculated according to the valid price list of services and transport costs.

If the Seller finds out (by testing) that the product is not damaged, the Warranty Claim is not accepted. The Seller reserves the right to claim a compensation for costs arising from the false Warranty Claim.

In case the Buyer makes a claim about the Goods that is legally covered by the Warranty provided by the Seller, the Seller shall fix the reported defects by means of repair or by the exchange of the damaged part or product for a new one. Based on the agreement of the Buyer, the Seller has the right to exchange the defected Goods for a fully compatible Goods of the same or better technical characteristics. The Seller is entitled to choose the form of the Warranty Claim Procedures described in this paragraph.

The Seller shall settle the Warranty Claim within 30 days after the delivery of the defective Goods, unless a longer period has been agreed upon. The day when the repaired or exchanged Goods is handed over to the Buyer is considered to be the day of the Warranty Claim settlement. When the Seller is not able to settle the Warranty Claim within the agreed period due to the specific nature of the Goods defect, he and the Buyer shall make an agreement about an alternative solution. In case such agreement is not made, the Seller is obliged to provide the Buyer with a financial compensation in the form of a refund.

CZ
SEVEN SPORT s.r.o.

Registered Office: Strakonická 1151/2c, Praha 5, 150 00, ČR
Headquarters: Dělnická 957, Vítkov, 749 01
Warranty & Service: Čermenská 486, Vítkov 749 01

CRN: 26847264
VAT ID: CZ26847264

Phone: +420 556 300 970
E-mail: eshop@insportline.cz
reklamace@insportline.cz
servis@insportline.cz

Web: www.inSPORTline.cz

SK
inSPORTline s.r.o.

Headquarters, warranty & service center: Električná 6471, Trenčín 911 01, SK

CRN: 36311723
VAT ID: SK2020177082

Phone: +421(0)326 526 701
E-mail: objednavky@insportline.sk
reklamacie@insportline.sk
servis@insportline.sk

Web: www.inSPORTline.sk