



**USER MANUAL – EN**

**IN 23083 Galvanic face iron Insportline Giva**



**CONTENTS**

SAFETY INSTRUCTIONS..... 3  
PRODUCT DESCRIPTION ..... 3  
USE ..... 4  
    CLEANING MODE ..... 4  
    STIMULATING MODE ..... 4  
    STIMULATION MODE ..... 5  
    MORE INFORMATION ..... 5  
    FREQUENCY OF USE ..... 5  
CHARGING ..... 6  
MAINTENANCE ..... 6  
ENVIRONMENT PROTECTION ..... 6  
TERMS AND CONDITIONS OF WARRANTY, WARRANTY CLAIMS..... 6

# SAFETY INSTRUCTIONS

- Read the manual before use and keep it for future reference.
- Remove all jewelry such as earrings, bracelets, neckless, piercings etc.
- Do not use the product while it is charging. After charging, disconnect the USB cable.
- Do not repair or modify the product.
- Do not use on eyes and other soft tissues.
- Take off your glasses before use.
- Not suitable for people with metal allergies, people with open wounds, eczema, or tumors.
- The product is not a toy, keep out of reach of children.
- If the device does not work properly, stop using it immediately and contact the service department.
- Consult a doctor before use.
- Not suitable for persons: pregnant women; children; people suffering from epilepsy, tumors, inflammation; persons using a pacemaker; people sensitive to heat, vibration; persons suffering from eczema or dermatological diseases. Contact your physician for help.

# PRODUCT DESCRIPTION

	1.	Ring for a sponge
	2.	Massage head
	3.	Intensity indicator
	4.	Intensity adjustment
	5.	Switch
	6.	Cleaning mode
	7.	Softening mode
	8.	Stimulation mode
	9.	Ion strip
	10.	USB interface

## USE

### PREPARATION

1. Clean your face from makeup and dirt.
2. Apply water-based cosmetics before use.
3. Apply cream or skin care product to avoid dry skin.
4. If the device is dirty, clean it with a damp cloth.
5. Do not use around eyes and ears.

### USE

**CLEANING MODE** – Cleans the remaining impurities in the pores.

After cleansing the face, apply body cream to a cosmetic cotton pad. Do not use body lotions or gel creams.

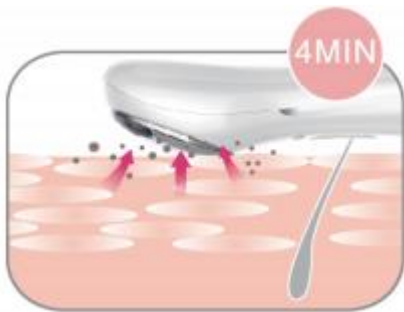
Set the device to "cleansing" mode.

Set the cleaning intensity to "high", "medium", "low".

Hold the device by holding both ion strips.

Carefully apply the cream on the face.

**NOTE:** If the cosmetic cotton pad does not touch the skin while holding the ion strip, the device will not vibrate.



**STIMULATING MODE** – skin softening mode for more effective application of moisturizers.

Evenly softens the skin.

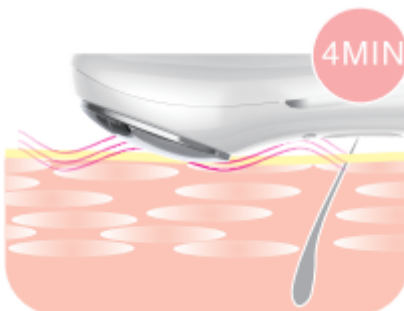
Set the device to "micro-pad" mode.

Set the intensity to "high", "medium", "low".

Hold the device by holding both ion strips.

Carefully move the massage head over the skin.

**NOTE:** It is not necessary to use a cosmetic cotton pad.



## **STIMULATION MODE** – mode for skin stimulation using vibrations and electrodes

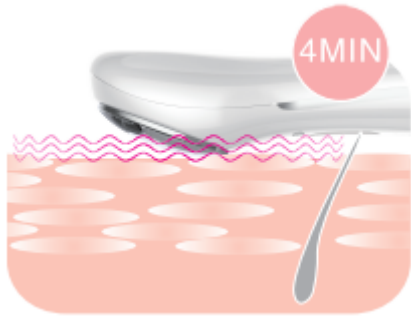
You can apply a face mask or body cream evenly over your face.

Set the device to "refresh" mode.

Set the intensity to "high", "medium", "low".

Hold the device by holding both ion strips.

Carefully move the massage head over the skin.



## **MORE INFORMATION**

- Each mode lasts 4 minutes.
- After 4 minutes the device stops and after another 4 minutes of inactivity it turns off automatically.
- If the device does not slide easily on the face, apply more cream to the face.
- If the cosmetic cotton pad does not touch the skin and you do not hold the giant ionic stripes, the device will not vibrate.
- Do not use the device in one place for more than 10 seconds.
- Cosmetic cotton pads are one time use only.



Recommended movement

## **FREQUENCY OF USE**

**Quick cleaning** - select 3 modes (refresh), we recommend using once a day, procedure time 4 minutes.

**Skin revitalization** - select mode 1 (cleansing) and then 3 (refresh), use 4 - 5 per week, procedure time 8 minutes.

**Thorough cleaning** - select mode 1 (cleansing), then 2 (micro-pat) and last time (3 refresh), use 3-4 per week.

## CHARGING

- When the battery is low, the LED will flash.
- After charging, all 3 levels light up.
- If you plan to store the device for an extended period of time, charge the battery regularly.
- Unplug the charger after charging.

## MAINTENANCE

- Perform maintenance only when the device is turned off.
- After use, clean the head with a damp cotton cloth,
- The device is not waterproof. Do not immerse in water.
- Do not clean with aggressive cleaning agents.
- Store the device in a shady and dry place.
- If the device is damaged, do not use it.
- Protect from impacts and falling.
- Do not repair or modify the device yourself.

## ENVIRONMENT PROTECTION

After the product lifespan expired or if the possible repairing is uneconomic, dispose it according to the local laws and environmentally friendly in the nearest scrapyard.

By proper disposal you will protect the environment and natural sources. Moreover, you can help protect human health. If you are not sure in correct disposing, ask local authorities to avoid law violation or sanctions.

Don't put the batteries among house waste but hand them in to the recycling place.

## TERMS AND CONDITIONS OF WARRANTY, WARRANTY CLAIMS

### General Conditions of Warranty and Definition of Terms

All Warranty Conditions stated here under determine Warranty Coverage and Warranty Claim Procedure. Conditions of Warranty and Warranty Claims are governed by Act No. 89/2012 Coll. Civil Code, and Act No. 634/1992 Coll., Consumer Protection, as amended, also in cases that are not specified by these Warranty rules.

The seller is SEVEN SPORT s.r.o. with its registered office in Strakonická street 1151/2c, Prague 150 00, Company Registration Number: 26847264, registered in the Trade Register at Regional Court in Prague, Section C, Insert No. 116888.

According to valid legal regulations it depends whether the Buyer is the End Customer or not.

“The Buyer who is the End Customer” or simply the “End Customer” is the legal entity that does not conclude and execute the Contract in order to run or promote his own trade or business activities.

“The Buyer who is not the End Customer” is a Businessman that buys Goods or uses services for the purpose of using the Goods or services for his own business activities. The Buyer conforms to the General Purchase Agreement and business conditions.

These Conditions of Warranty and Warranty Claims are an integral part of every Purchase Agreement made between the Seller and the Buyer. All Warranty Conditions are valid and binding, unless otherwise specified in the Purchase Agreement, in the Amendment to this Contract or in another written agreement.

## **Warranty Conditions**

### **Warranty Period**

The Seller provides the Buyer a 24 months Warranty for Goods Quality, unless otherwise specified in the Certificate of Warranty, Invoice, Bill of Delivery or other documents related to the Goods. The legal warranty period provided to the Consumer is not affected.

By the Warranty for Goods Quality, the Seller guarantees that the delivered Goods shall be, for a certain period of time, suitable for regular or contracted use, and that the Goods shall maintain its regular or contracted features.

### **The Warranty does not cover defects resulting from (if applicable):**

- User's fault, i.e. product damage caused by unqualified repair work, improper assembly, insufficient insertion of seat post into frame, insufficient tightening of pedals and cranks
- Improper maintenance
- Mechanical damages
- Regular use (e.g. wearing out of rubber and plastic parts, moving mechanisms, joints, wear of brake pads/blocks, chain, tires, cassette/multi wheel etc.)
- Unavoidable event, natural disaster
- Adjustments made by unqualified person
- Improper maintenance, improper placement, damages caused by low or high temperature, water, inappropriate pressure, shocks, intentional changes in design or construction etc.

### **Warranty Claim Procedure**

The Buyer is obliged to check the Goods delivered by the Seller immediately after taking the responsibility for the Goods and its damages, i.e. immediately after its delivery. The Buyer must check the Goods so that he discovers all the defects that can be discovered by such check.

When making a Warranty Claim the Buyer is obliged, on request of the Seller, to prove the purchase and validity of the claim by the Invoice or Bill of Delivery that includes the product's serial number, or eventually by the documents without the serial number. If the Buyer does not prove the validity of the Warranty Claim by these documents, the Seller has the right to reject the Warranty Claim.

If the Buyer gives notice of a defect that is not covered by the Warranty (e.g. in the case that the Warranty Conditions were not fulfilled or in the case of reporting the defect by mistake etc.), the Seller is eligible to require a compensation for all the costs arising from the repair. The cost shall be calculated according to the valid price list of services and transport costs.

If the Seller finds out (by testing) that the product is not damaged, the Warranty Claim is not accepted. The Seller reserves the right to claim a compensation for costs arising from the false Warranty Claim.

In case the Buyer makes a claim about the Goods that is legally covered by the Warranty provided by the Seller, the Seller shall fix the reported defects by means of repair or by the exchange of the damaged part or product for a new one. Based on the agreement of the Buyer, the Seller has the right to exchange the defected Goods for a fully compatible Goods of the same or better technical characteristics. The Seller is entitled to choose the form of the Warranty Claim Procedures described in this paragraph.

The Seller shall settle the Warranty Claim within 30 days after the delivery of the defective Goods, unless a longer period has been agreed upon. The day when the repaired or exchanged Goods is handed over to the Buyer is considered to be the day of the Warranty Claim settlement. When the Seller is not able to settle the Warranty Claim within the agreed period due to the specific nature of the Goods defect, he and the Buyer shall make an agreement about an alternative solution. In case such agreement is not made, the Seller is obliged to provide the Buyer with a financial compensation in the form of a refund.

Registered Office: Strakonická 1151/2c, Praha 5, 150 00, ČR  
Headquarters: Dělnická 957, Vítkov, 749 01  
Warranty & Service: Čermenská 486, Vítkov 749 01

CRN: 26847264  
VAT ID: CZ26847264

Phone: +420 556 300 970  
E-mail: eshop@insportline.cz  
reklamace@insportline.cz  
servis@insportline.cz

Web: www.inSPORTline.cz

**SK**  
**inSPORTline s.r.o.**

Headquarters, warranty & service center: Električná 6471, Trenčín 911 01, SK

CRN: 36311723  
VAT ID: SK2020177082

Phone: +421(0)326 526 701  
E-mail: objednavky@insportline.sk  
reklamacie@insportline.sk  
servis@insportline.sk

Web: www.inSPORTline.sk