



**USER MANUAL – EN**

**IN 22981 Upper and lower pulley inSPORTline Puley 100**





**CONTENTS**

SAFETY INSTRUCTIONS..... 3  
PARTS LIST ..... 4  
MOUNTING AND USE ..... 5  
ENVIRONMENT PROTECTION ..... 6  
TERMS AND CONDITIONS OF WARRANTY, WARRANTY CLAIMS..... 6

## SAFETY INSTRUCTIONS

- Read the manual before use and installation and keep it for future reference.
- The product is not a toy, keep it out of reach of children and pets.
- Do not leave children or animals unattended around the pulleys.
- Check the product regularly for damage or wear.
- Do not modify the product.
- Before completing the assembly, check that all parts are complete and undamaged. Use only original spare parts and accessories. Do not make unauthorized modifications to the product.
- Installation may only be performed by an adult. Prior to use, make sure that the product is correctly assembled and properly attached. This device must be properly assembled and secured to prevent injury to the user. If the device does not work properly, shows signs of damage or wear, stop using it immediately. Damaged or worn parts must be replaced immediately.
- Ask your doctor for advice before starting an exercise program.
- Read all instructions and warnings before use.
- Always warm up before use.
- For indoor use only.
- Prior to use, make sure that all bolts and nuts are tight. If the product is damaged, do not use it.
- Exercise sensibly and carefully, do not overload. Movements must not be abrupt to avoid injury.
- Do not hold your breath during exercise.
- Exercise properly and appropriately. Exercise with high intensity can lead to health complications.
- Always wear sportswear and shoes. Keep all clothing and body parts away from moving parts.
- Initially or after a longer pause after exercise, choose a slower pace. Over time, you can increase the strain on the body.
- Improper exercise or failure to follow safety precautions can result in serious injury. Wear appropriate sportswear, including sports shoes.
- Pay attention to your body's signals. In case of negative physical reactions, stop exercising immediately and contact your doctor.
- Make sure that the door frame is suitable for attachment. It must be strong enough to support the weight of the crossbar and the user.
- Use all support bolts.
- If you are unsure of the mounting, consult an expert for the correct mounting.
- **Category:** H for home use
- **Load capacity:** 160 kg

**PARTS LIST**

	<p>Steel cable</p>
	<p>Weight strap</p>
	<p>Triceps exercise strap</p>
	<p>Handle</p>
	<p>Strap for attachment</p>
	<p>Carbine</p>
	<p>Pulley</p>

## MOUNTING AND USE



Attach the pulley by the strap to a fixed point as shown. Thread the steel cable through the pulley. Attach the weight behind the weight strap and attach it to the steel cable using a carabiner.

## ENVIRONMENT PROTECTION

After the product lifespan expired or if the possible repairing is uneconomic, dispose it according to the local laws and environmentally friendly in the nearest scrapyard.

By proper disposal you will protect the environment and natural sources. Moreover, you can help protect human health. If you are not sure in correct disposing, ask local authorities to avoid law violation or sanctions.

Don't put the batteries among house waste but hand them in to the recycling place.

## TERMS AND CONDITIONS OF WARRANTY, WARRANTY CLAIMS

### General Conditions of Warranty and Definition of Terms

All Warranty Conditions stated here under determine Warranty Coverage and Warranty Claim Procedure. Conditions of Warranty and Warranty Claims are governed by Act No. 89/2012 Coll. Civil Code, and Act No. 634/1992 Coll., Consumer Protection, as amended, also in cases that are not specified by these Warranty rules.

The seller is SEVEN SPORT s.r.o. with its registered office in Strakonická street 1151/2c, Prague 150 00, Company Registration Number: 26847264, registered in the Trade Register at Regional Court in Prague, Section C, Insert No. 116888.

According to valid legal regulations it depends whether the Buyer is the End Customer or not.

“The Buyer who is the End Customer” or simply the “End Customer” is the legal entity that does not conclude and execute the Contract in order to run or promote his own trade or business activities.

“The Buyer who is not the End Customer” is a Businessman that buys Goods or uses services for the purpose of using the Goods or services for his own business activities. The Buyer conforms to the General Purchase Agreement and business conditions.

These Conditions of Warranty and Warranty Claims are an integral part of every Purchase Agreement made between the Seller and the Buyer. All Warranty Conditions are valid and binding, unless otherwise specified in the Purchase Agreement, in the Amendment to this Contract or in another written agreement.

### Warranty Conditions

#### Warranty Period

The Seller provides the Buyer a 24 months Warranty for Goods Quality, unless otherwise specified in the Certificate of Warranty, Invoice, Bill of Delivery or other documents related to the Goods. The legal warranty period provided to the Consumer is not affected.

By the Warranty for Goods Quality, the Seller guarantees that the delivered Goods shall be, for a certain period of time, suitable for regular or contracted use, and that the Goods shall maintain its regular or contracted features.

#### The Warranty does not cover defects resulting from (if applicable):

- User's fault, i.e. product damage caused by unqualified repair work, improper assembly, insufficient insertion of seat post into frame, insufficient tightening of pedals and cranks
- Improper maintenance
- Mechanical damages
- Regular use (e.g. wearing out of rubber and plastic parts, moving mechanisms, joints, wear of brake pads/blocks, chain, tires, cassette/multi wheel etc.)
- Unavoidable event, natural disaster
- Adjustments made by unqualified person
- Improper maintenance, improper placement, damages caused by low or high temperature, water, inappropriate pressure, shocks, intentional changes in design or construction etc.

## Warranty Claim Procedure

The Buyer is obliged to check the Goods delivered by the Seller immediately after taking the responsibility for the Goods and its damages, i.e. immediately after its delivery. The Buyer must check the Goods so that he discovers all the defects that can be discovered by such check.

When making a Warranty Claim the Buyer is obliged, on request of the Seller, to prove the purchase and validity of the claim by the Invoice or Bill of Delivery that includes the product's serial number, or eventually by the documents without the serial number. If the Buyer does not prove the validity of the Warranty Claim by these documents, the Seller has the right to reject the Warranty Claim.

If the Buyer gives notice of a defect that is not covered by the Warranty (e.g. in the case that the Warranty Conditions were not fulfilled or in the case of reporting the defect by mistake etc.), the Seller is eligible to require a compensation for all the costs arising from the repair. The cost shall be calculated according to the valid price list of services and transport costs.

If the Seller finds out (by testing) that the product is not damaged, the Warranty Claim is not accepted. The Seller reserves the right to claim a compensation for costs arising from the false Warranty Claim.

In case the Buyer makes a claim about the Goods that is legally covered by the Warranty provided by the Seller, the Seller shall fix the reported defects by means of repair or by the exchange of the damaged part or product for a new one. Based on the agreement of the Buyer, the Seller has the right to exchange the defected Goods for a fully compatible Goods of the same or better technical characteristics. The Seller is entitled to choose the form of the Warranty Claim Procedures described in this paragraph.

The Seller shall settle the Warranty Claim within 30 days after the delivery of the defective Goods, unless a longer period has been agreed upon. The day when the repaired or exchanged Goods is handed over to the Buyer is considered to be the day of the Warranty Claim settlement. When the Seller is not able to settle the Warranty Claim within the agreed period due to the specific nature of the Goods defect, he and the Buyer shall make an agreement about an alternative solution. In case such agreement is not made, the Seller is obliged to provide the Buyer with a financial compensation in the form of a refund.

### CZ

#### SEVEN SPORT s.r.o.

Registered Office: Strakonická 1151/2c, Praha 5, 150 00, ČR  
Headquarters: Dělnická 957, Vítkov, 749 01  
Warranty & Service: Čermenská 486, Vítkov 749 01

CRN: 26847264  
VAT ID: CZ26847264

Phone: +420 556 300 970  
E-mail: eshop@insportline.cz  
reklamace@insportline.cz  
servis@insportline.cz

Web: www.inSPORTline.cz

### SK

#### inSPORTline s.r.o.

Headquarters, warranty & service center: Električná 6471, Trenčín 911 01, SK

CRN: 36311723  
VAT ID: SK2020177082

Phone: +421(0)326 526 701  
E-mail: objednavky@insportline.sk  
reklamacie@insportline.sk  
servis@insportline.sk

Web: www.inSPORTline.sk

